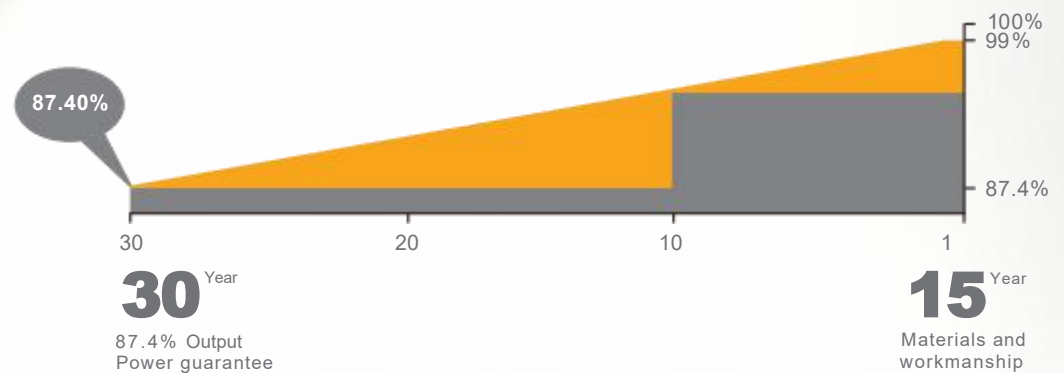


# SKT430M10-108D5 430 Watt

182mm 16BB 108Cells All Black Double Glass Bifacial  
Mono Half Cell PV Module Series

## Sunket Linear Warranty



SMBB Technology  
Half Cut Cell



High Energy  
Performance



100% Inspection  
30years Guarantee



Fire Class A



Strengthened  
Mechanical Load




Advanced Bifacial  
Efficiency



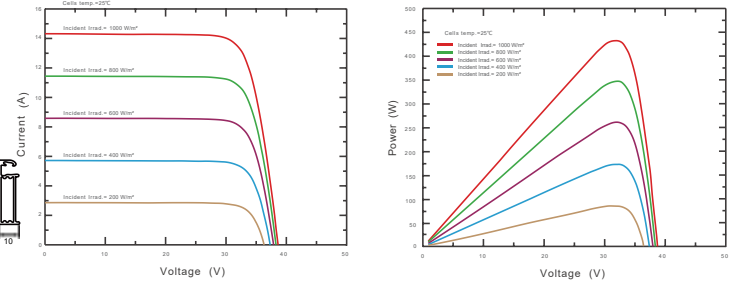
@KET - Solar

# SKT430M10-108D5

182mm 16BB 108Cells All Black Double Glass Bifacial Mono Half Cell PV Module



## Current-Voltage & Power-Voltage Curves (SKT430M10-108D5)



All Dimensions in mm  
The above drawing is a graphical representation of the product.

## Electrical Characteristics (STC/NOCT)

Module Type	SKT430M10-108D5	
	STC	NOCT
Test Conditions	STC	NOCT
Maximum Power- Pmax(W)	430	328.7
Open Circuit Voltage - Voc(V)	38.72	36.80
Short- Circuit Current - Isc(A)	13.91	11.28
Voltage at Pmax -Vmp(V)	32.34	30.19
Current at Pmax - Imp(A)	13.30	10.89
Module Efficiency -ηm(%)	22.00	/
Power Tolerance(W)	(0 , +4.99W)	
Maximum System Voltage(V)	1500Vdc (IEC / UL)	
Maximum Series Fuse Rating (A)	30A	

STC : Irradiance 1000W/m<sup>2</sup>, Cell Temperature 25°C, Air Mass 1.5  
NOCT : Irradiance 800W/m<sup>2</sup>, Ambient Temperature 20°C, Air Mass1.5, Wind Speed 1m/s

\*Measurement tolerance: ±3% \*Power binning up to: +3%

## Mechanical Specifications

External Dimensions	1722x1134x30mm
Weight	21kg
Solar Cells	16BB 182mm (2x54pcs)
Glass	AR Coated 1.6+1.6 mm tempered glass
Frame	Anodized aluminum alloy
Junction Box	IP68
Output Cables	4.0mm <sup>2</sup> , 1200mm (+),1200mm (-), length can be customized
Connector	MC4 Compatible
Mechanical Load	Front Side Max. 5400Pa, Rear Side Max. 2400Pa

## Bifacial Output Rear Side Power Gain

\*Take SKT430M10-108D5 as an example.

Power Gain	5%	15%	25%
Maximum Power- Pmax(W)	451.0	494.0	537.0
Open Circuit Voltage - Voc(V)	38.72	38.72	38.72
Short- Circuit Current - Isc(A)	14.65	16.04	17.44
Voltage at Pmax -Vmp(V)	32.34	32.34	32.34
Current at Pmax - Imp(A)	13.95	15.28	16.61

## Temperature Characteristics

Pmax Temperature Coefficient	-0.290%/°C
Voc Temperature Coefficient	-0.250%/°C
Isc Temperature Coefficient	+0.045%/°C
Operating Temperature Range	-40~+85°C
Nominal Operating Cell Temperature(NOCT)	45±2°C

## Packing Configuration

Pallet Dimensions	1750x1140x1254mm		
Ways of Transport	40'HQ	13.5m Flatbed Truck	17.5m Flatbed Truck
Pieces per Pallet	37 Pcs	36 Pcs	36 Pcs
Pallets per Container	26 Pallets	24 Pallets	36 Pallets
Pieces per Container	962 Pcs	864 Pcs	1296 Pcs

